




New Paradigm for Education  
Daily Read & Respond Homework

Name: \_\_\_\_\_

Reading Level: \_\_\_\_\_

Wings: 3<sup>rd</sup> Grade  
Week of: January 29<sup>th</sup> – February 2<sup>nd</sup> 2018  
Genre: Informational – Literary Nonfiction

\*\*\*Please be advised we have aligned the genre for Read & Respond to match the genres reflected in the Achievement Network Test students will take at the end of Quarter #3. The genres for 3<sup>rd</sup> Grade Quarter #3 include: *Literature – Poetry and Linked Passage Set: Informational – Literary Nonfiction*. \*\*\*

Monday	Minutes Read: _____	Listeners Initials: _____	Week of: _____
Title:			
Author:			
<b>Graphic Organizer:</b> After reading the attached passage, complete the graphic organizer below. Include major details / events from the story in the order in which they occurred. Include details from the text to support your responses.			
<b>Sequencing Chain</b>			
First,			
			
Next,			
			
Then,			
			
Last,			



New Paradigm for Education  
Daily Read & Respond Homework

Name: \_\_\_\_\_

Reading Level: \_\_\_\_\_

<b>Tuesday</b>	<b>Minutes Read:</b> _____	<b>Listeners Initials:</b> _____	<b>Week of:</b> _____
<b>Constructed Response</b>			
<b>Directions:</b> Read the question below, using the attached passage, write your answer in complete sentences on a separate piece of paper and attach it to the back of your Read & Respond ( <i>RI.3.2 / RL.3.2</i> ).			
What is the main idea of the text / passage? Support your answer with key details from the text and explain how the key details you choose support the main idea.			

<b>Wednesday</b>	<b>Minutes Read:</b> _____	<b>Listeners Initials:</b> _____	<b>Week of:</b> _____
<b>Clarification</b>			
<b>Directions:</b> Use the strategies listed below to clarify a word you had a difficult time with or think others may have difficulty reading. Write your answers in complete sentences on a separate piece of paper and attach it to the back of your Read & Respond.			
<b>If you can't say a word:</b>		<b>If you don't know what a word means:</b>	
<ul style="list-style-type: none"><li>• Blend it</li><li>• Chunk it</li><li>• Look for a base word</li><li>• Reread it</li></ul>		<ul style="list-style-type: none"><li>• Use context clues</li><li>• Reread or Read on</li><li>• Use your background knowledge</li><li>• Make a mind movie</li></ul>	
Word:			
I struggled to <u>read the word</u> or to <u>understand the meaning of the word</u> :			
Strategy I used to clarify:			
What does the word mean? (In your own words):			
Meaningful Sentence:			

<b>Thursday</b>	<b>Minutes Read:</b> _____	<b>Listeners Initials:</b> _____	<b>Week of:</b> _____
<b>College Bound Questions</b>			
<b>Directions:</b> At this point you have read the entire passage. Please complete the College Bound Section. Write your answers in complete sentences on a separate piece of paper and attach it to the back of your Read & Respond.			
1. Which picture would be <u>best</u> to add to Olivia's speech to support her idea?			
(A) students checking out library books			
(B) students eating healthful snacks			
(C) students playing volleyball in the gym			
(D) students standing in an empty gym			
2. What is the main idea of the speech?			
(A) The afterschool program should offer enjoyable activities and study time.			
(B) The students already enjoy the afterschool program very much.			
(C) The afterschool teachers may have their own ideas for activities.			
(D) The students have an idea to make the afterschool program more interesting.			
3. <b>Read this summary of the speech:</b> "(1) Students would like to make the afterschool program more exciting.			

New Paradigm for Education  
Daily Read & Respond Homework

Name: \_\_\_\_\_

Reading Level: \_\_\_\_\_

(2) They have come up with ideas to present to the teachers. (3) Students play basketball all the time. (4) Students and teachers will benefit from their ideas."

**Which sentence does not belong in the summary?**

- (A) Sentence 1
- (B) Sentence 2
- (C) Sentence 3
- (D) Sentence 4

**Speech to the Afterschool Teachers**

By: Author Unknown

1. Hello, afterschool teachers of Northview Elementary School. Thank you for letting me come to your meeting today. My name is Olivia Mordello, and I am in Miss Watson's third grade class. My friends and I are in the afterschool program and have an idea that we would like to share. We hope that you'll be able to help us.
2. The afterschool program here at Northview is a lot of fun. We receive a healthful snack. We are given time to study and do homework. We also get to go to the school playground and the school library. However, we would like to ask you to think about adding some more activities to the afterschool program.
3. My friends and I thought of a great idea. The school gym is empty after school. Because it is available, we would like to use it. Some of us like arts and crafts and other activities. Some of us like to play basketball or volleyball. We could set aside some space in the gym to do these activities.
4. We don't think it would be difficult to make a schedule that would allow us to do some different activities. The students in the afterschool program are already divided in groups. Each day the groups could go to a different activity. For example, after homework and snack time on Monday, a group could play basketball. On Tuesday, the group could do an art project. On Wednesday, the group could go to the library. It would be like having centers in the classroom that we rotate to each day! Each group will have something different to do.
5. We hope this idea will make things easier for the teachers and give students new activities. We already believe it will make things more interesting for us. We do know that these changes might take some time. However, we would like for the teachers to think about helping to make our afterschool program more exciting. You may have some ideas of your own to share.
6. We hope you like our idea, and we are eager to see some new activities in the Northview Afterschool Program very soon! Thank you for listening.